

Inter-generational Transfers in Uruguay: The Role of Older Adults

Mariana Paredes

Programa de Población - Facultad de Ciencias Sociales – Universidad de la República - URUGUAY

Objective of the study: to analyze the inter-generational transfers in households with older adults over 60 years old

Methods:

- Representative nationwide survey of households conducted between November and December of 2004 (Interinstitutional Project: *A study on the social and biological reproduction of Uruguayan population: an approach from gender and generations perspective*)
- Questions regarding transfers between older adults and their sons which don't live with them

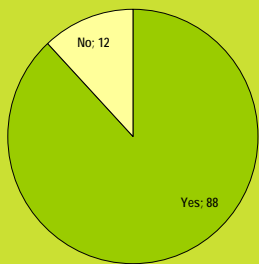
Socio-demographic context in Uruguay :

- Early demographic transition finished at the beginning of the XX century
- Population ageing index: 70.9
- Demographic dependency ratio of the population 60 years and over: 29.5

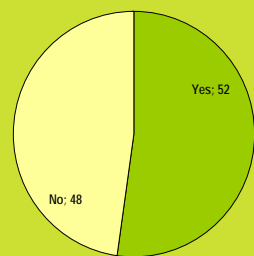
- Most aged country in Latin America: 17 percent of the population is over age 60
- Median age of the population: 32 years
- Inequity: between social groups and between age groups (older adults constitute the age group least affected by poverty)

Preliminary results:

Transfers to the older adults from their sons



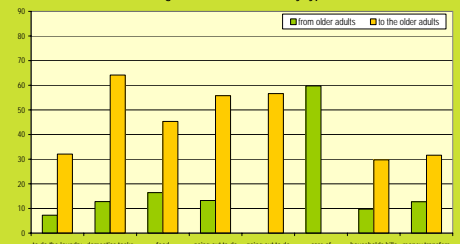
Transfers from the older adults to their sons



Transfers towards older adults are higher than transfers from older adults to young generations

More than half of the older adults are supported by their sons on the domestic tasks (64%) and to "run errands" (dealing with paper work, doctor, etc.) (56%)

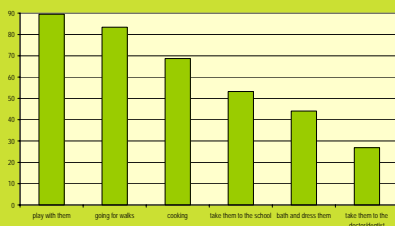
Intergenerational transfers by type



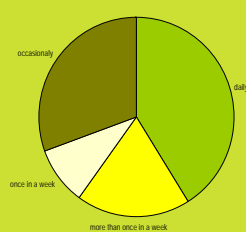
Almost 32% of the older adults receive money transfers from their sons and 13% of older adults transfer money to their sons

The principal tasks that older adults do with their grandchildren are those related with playing and going for walks

Activities that older adults do with their grandchildren

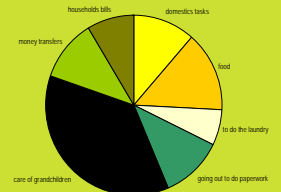


Frecuency in the care of grandchildren



The type of transfers that older adults do more relates to the care of grandchildren, which represents 37% of the total given transfers and 60% of all the older adults

Flow structure of intergenerational transfers from the older adults



Comparing the total flow of transfers going out to do paperwork is the one that older adults receive the most, being that sons go with them (21%) or they do it for them (19%)

Flow structure of intergenerational transfers to the older adults

